




25W DC-DC Triple Output Converter

TKA30 series



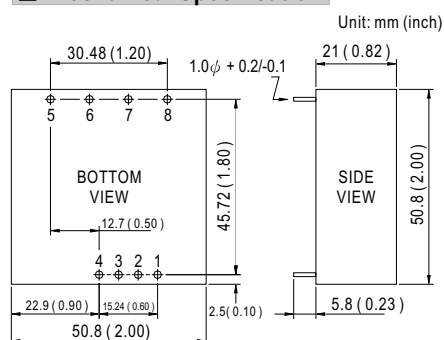
■ Features :

- 2:1 wide input range
- 4:1 wide input range (optional)
- 1000VDC I/O isolation
- Input Pi network filter
- Remote ON-OFF control
- Protections: Short circuit / Over load
- Free air convection
- Six-sided shield metal case
- Epoxy encapsulated
- 100% burn-in test
- 1 year warranty

SPECIFICATION

ORDER NO.	TKA30A-B	TKA30B-B	TKA30C-B	TKA30A-C	TKA30B-C	TKA30C-C
OUTPUT	DC VOLTAGE	+5V	±12V	+5V	±15V	
	CURRENT RANGE	350 ~ 3500mA	±31 ~ ±310mA	350 ~ 3500mA	±25 ~ ±250mA	
	RATED POWER	25W				
	RIPPLE & NOISE (max.) Note.2	100mVp-p				
	LINE REGULATION Note.3	±0.5%				
	LOAD REGULATION Note.4	+5V: ±2.0%, ±V _i : ±5.0%				
	VOLTAGE ACCURACY	+5V: ±2.0%, ±V _i : ±5.0%				
	SWITCHING FREQUENCY	100KHz min.				
EXTERNAL TRIM Adj. RANGE	±10%					
INPUT	VOLTAGE RANGE	A: 9 ~ 18VDC B: 18~36VDC C: 36~72VDC				
	EFFICIENCY (Typ.)	80%	82%	82%	80%	82%
	DC CURRENT	Full load A: 2.61A B: 1.27A C: 0.64A No load A: 40mA B: 18mA C: 10mA				
	FILTER	Pi network				
REMOTE CONTROL	Power on: R.C ~ -Vin > 4.5~5.5VDC or open, Power off: R.C~ -Vin <0.8VDC or short					
PROTECTION (Note. 5)	OVER LOAD	105 ~ 160% rated output power Protection type : Hiccup mode, recovers automatically after fault condition is removed				
	SHORT CIRCUIT	All output equipped with short circuit Protection type : Hiccup mode, recovers automatically after fault condition is removed				
ENVIRONMENT	WORKING TEMP.	-25 ~ +85°C (Refer to output load derating curve)				
	WORKING HUMIDITY	20% ~ 90% RH non-condensing				
	STORAGE TEMP., HUMIDITY	-40 ~ +105°C, 10 ~ 95% RH				
	TEMP. COEFFICIENT	±0.03% / °C (0 ~ 50°C)				
VIBRATION	10 ~ 500Hz, 2G 10min./1 cycle, period for 60min. each along X, Y, Z axes					
SAFETY & EMC	WITHSTAND VOLTAGE	I/P-O/P: 1KVDC				
	ISOLATION RESISTANCE	I/P-O/P: 100M Ohms / 500VDC				
OTHERS	MTBF	100khrs min. MIL-HDBK-217F(25°C)				
	DIMENSION	50.8*50.8*21.0mm or 2**2**0.82" inch (L*W*H)				
	WEIGHT	110g				

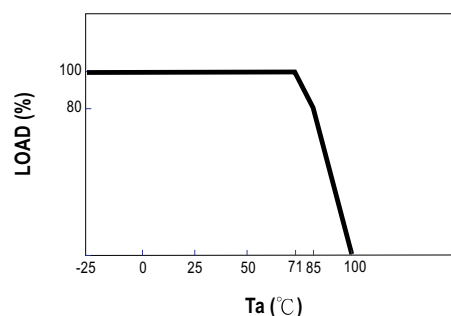
■ Mechanical Specification



■ Pin Configuration

Pin No.	Output Triple
1	R.C
2	No Pin
3	-Vin
4	+Vin
5	+Vout
6	+5V
7	COMMON
8	-Vout

■ Derating Curve



NOTE

1. All parameters are specified at normal input, rated load, 25°C 70% RH. Ambient.
2. Ripple & noise are measured at 20MHz by using a 12" twisted pair terminated with a 0.1uf & 47uf capacitor.
3. Line regulation is measured from low line to high line at rated load.
4. Load regulation is measured from 20% to 100% rated load.
5. Please prevent the converter from operating in overload or short circuit condition for more than 30 seconds.