




15W DC-DC Regulated Single Output Converter

SKE15 series



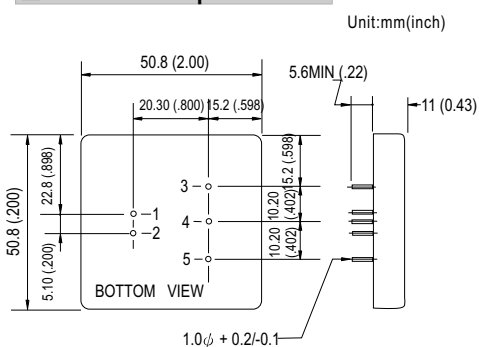
■ Features :

- 2:1 wide input range
- 4:1 wide input range (optional)
- 1000VDC I/O isolation
- Input Pi network filter
- Protections: Short circuit/ Over load
- Free air convection
- Six-sided shield metal case
- High reliability/ Low cost
- 100% burn-in test
- 1 year warranty

SPECIFICATION

ORDER NO.	SKE15A-05	SKE15B-05	SKE15C-05	SKE15A-12	SKE15B-12	SKE15C-12	SKE15A-15	SKE15B-15	SKE15C-15	SKE15A-24	SKE15B-24	SKE15C-24	
OUTPUT	DC VOLTAGE	5V			12V			15V			24V		
	CURRENT RANGE	300 ~ 3000mA			125 ~ 1250mA			100 ~ 1000mA			62.5 ~ 625mA		
	RATED POWER	15W											
	RIPPLE & NOISE (max.) Note.2	50mVp-p			60mVp-p			60mVp-p			80mVp-p		
	LINE REGULATION Note.3	±0.3%											
	LOAD REGULATION Note.4	±0.5%											
	VOLTAGE ACCURACY	±2%											
SWITCHING FREQUENCY	150KHz min.												
INPUT	VOLTAGE RANGE	A: 9 ~ 18VDC B: 18~36VDC C: 36~72VDC											
	EFFICIENCY (Typ.)	79%	79%	80%	80%	82%	82%	80%	83%	83%	82%	83%	84%
	DC CURRENT	Full load A: 1700mA B: 800mA C: 400mA No load A: 40mA B: 20mA C: 10mA											
	FILTER	Pi network											
PROTECTION (Note. 5)	OVER CURRENT	160%~250% rated output power Protection type : Hiccup mode, recovers automatically after fault condition is removed											
	SHORT CIRCUIT	All output equipped with short circuit Protection type : Hiccup mode, recovers automatically after fault condition is removed											
ENVIRONMENT	WORKING TEMP.	-25~+71°C (Refer to output load derating curve)											
	WORKING HUMIDITY	20%~90% RH non-condensing											
	STORAGE TEMP., HUMIDITY	-25~+105°C, 10~95% RH											
	TEMP. COEFFICIENT	±0.03% / °C (0~50°C)											
VIBRATION	10~500Hz, 2G 10min./1cycle, period for 60min. each along X, Y, Z axes												
SAFETY & EMC	WITHSTAND VOLTAGE	I/P-O/P:1KVDC											
	ISOLATION RESISTANCE	I/P-O/P: 100M Ohms / 500VDC											
OTHERS	MTBF	300khrs min. MIL-HDBK-217F(25°C)											
	DIMENSION	50.8*50.8*11.0 mm or 2**2**0.43" inch (L*W*H)											
	WEIGHT	65g											

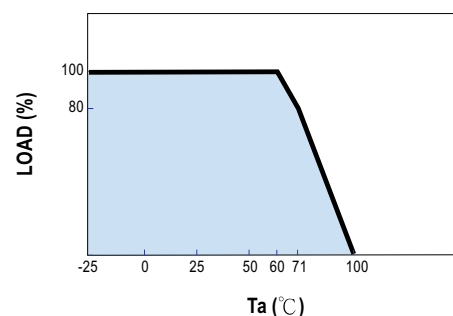
■ Mechanical Specification



■ Pin Configuration

Pin no.	Output Single
1	+Vin
2	-Vin
3	+Vout
4	No Pin
5	-Vout

■ Derating Curve



NOTE

- 1.All parameters are specified at normal input, rated load, 25°C 70% RH. Ambient.
- 2.Ripple & noise are measured at 20MHz by using a 12" twisted pair terminated with a 0.1uf & 47uf capacitor.
- 3.Line regulation is measured from low line to high line at rated load.
- 4.Load regulation is measured from 10% to 100% rated load.
- 5.Please prevent the converter from operating in overload or short circuit condition for more than 30 seconds.