MEAN WELL

10W DC-DC Regulated Single Output Converter

SKE10 series



■ Features :

- 2:1 wide input range
- 4:1 wide input range (optional)
- 1000VDC I/O isolation
- Input Pi network filter
- Protections: Short circuit/ Over load
- Free air convection
- Six-sided shield metal case
- High reliability/ Low cost
- 100% burn-in test
- 1 year warranty

SPECIFICATION

ORDER NO.		SKE10A-05	SKE10B-05	SKE10C-05	SKE10A-12	SKE10B-12	SKE10C-12	SKE10A-15	SKE10B-15	SKE10C-15	SKE10A-24	SKE10B-24	SKE10C-24
OUTPUT	DC VOLTAGE	5V			12V			15V			24V		
	CURRENT RANGE	200 ~ 2000mA			84 ~ 840mA			66.6 ~ 666mA			42 ~ 420mA		
	RATED POWER	10W											
	RIPPLE & NOISE (max.) Note.2	50mVp-p			60mVp-p			60mVp-p			80mVp-p		
	LINE REGULATION Note.3	±0.3%											
	LOAD REGULATION Note.4	±0.5%											
	VOLTAGE ACCURACY	±2%											
	SWITCHING FREQUENCY	200KHz min.											
INPUT	VOLTAGE RANGE	A: 9 ~ 18VDC B: 18~36VDC C: 36~72VDC											
	EFFICIENCY (Typ.)	78%	79%	80%	79%	81%	81%	80%	82%	82%	81%	82%	83%
	DC CURRENT	Full load	A: 1100mA B: 530mA C: 270mA										
		No load	A: 28mA B: 16mA C: 8mA										
	FILTER	Pi network											
PROTECTION (Note. 5)	OVER CURRENT	160%~250% rated output power											
		Protection type : Hiccup mode, recovers automatically after fault condition is removed											
	SHORT CIRCUIT	All output equipped with short circuit											
		Protection type : Hiccup mode, recovers automatically after fault condition is removed											
ENVIRONMENT	WORKING TEMP.	-25~+71℃ (Refer to output load derating curve)											
	WORKING HUMIDITY	20%~90% RH non-condensing											
	STORAGE TEMP., HUMIDITY	-25~+105℃, 10~95% RH											
	TEMP. COEFFICIENT	±0.03% / ℃ (0~50℃)											
	VIBRATION	10~500Hz, 2G 10min./1cycle, period for 60min. each along X, Y, Z axes											
SAFETY & EMC	WITHSTAND VOLTAGE	I/P-O/P:1KVDC											
	ISOLATION RESISTANCE	I/P-O/P: 100M Ohms / 500VDC											
OTHERS	MTBF	500khrs min. MIL-HDBK-217F(25℃)											
	DIMENSION	50.8*25.4*11.2mm or 2"*1"*0.44" inch (L*W*H)											
	WEIGHT	32g											

■ Mechanical Specification

Unit:mm(inch)

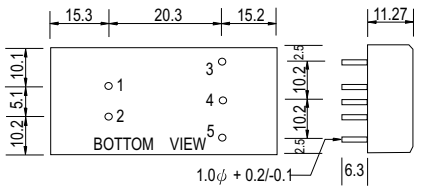

■ Pin Configuration

Pin no.	Output Single
1	+Vin
2	-Vin
3	+Vout
4	No Pin
5	-Vout

■ Derating Curve

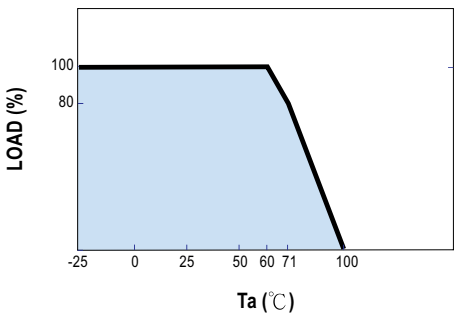

NOTE	
	1.All parameters are specified at normal input, rated load, 25℃ 70% RH. Ambient. 2.Ripple & noise are measured at 20MHz by using a 12" twisted pair terminated with a 0.1uf & 47uf capacitor. 3.Line regulation is measured from low line to high line at rated load. 4.Load regulation is measured from 10% to 100% rated load. 5.Please prevent the converter from operating in overload or short circuit condition for more than 30 seconds.

File Name:SKE10-SPEC 2004-01-09