




2W DC-DC Unregulated Single Output Converter

SPU02 series



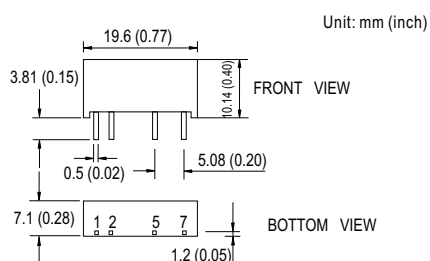
- Features :
 - 3000VDC I/O isolation
 - Internal SMD technology
 - Built-in EMI filter
 - Protection: Short circuit
 - Cooling by free air convection
 - Non-conductive plastic case
 - Single in line package
 - 100% full load burn-in test
 - Low cost / High reliability
 - 2 years warranty



SPECIFICATION

ORDER NO.	SPU02L-05	SPU02M-05	SPU02N-05	SPU02L-12	SPU02M-12	SPU02N-12	SPU02L-15	SPU02M-15	SPU02N-15			
OUTPUT	DC OUTPUT VOLTAGE			12V			15V					
	CURRENT RANGE			0 ~ 167mA			0 ~ 133mA					
	EFFICIENCY (Typ.)			77%	79%	77%	80%	81%	80%	81%	83%	82%
	RATED POWER			2W								
	RIPPLE & NOISE (max.) Note.2			100mVp-p								
	LINE REGULATION Note.3			±1.2% for 1% input variation								
	LOAD REGULATION Note.4			±8.0%								
	VOLTAGE ACCURACY			±2.0%								
SWITCHING FREQUENCY			100KHz min.									
INPUT	VOLTAGE RANGE		4.5 ~ 5.5V	10.8 ~ 13.2V	21.6 ~ 26.4V	4.5 ~ 5.5V	10.8 ~ 13.2V	21.6 ~ 26.4V	4.5 ~ 5.5V	10.8 ~ 13.2V	21.6 ~ 26.4V	
	NORMAL VOLTAGE		5V	12V	24V	5V	12V	24V	5V	12V	24V	
	INPUT CURRENT	Full load	520mA	214mA	107mA	520mA	214mA	107mA	520mA	214mA	107mA	
		No load	60mA	20mA	15mA	60mA	20mA	15mA	60mA	20mA	15mA	
	FILTER		Capacitor type									
PROTECTION		Fuse recommended										
PROTECTION	OVERLOAD		Momentary Protection type : Broken									
	SHORT CIRCUIT		Momentary Protection type : Broken									
ENVIRONMENT	WORKING TEMP.		-25 ~ +71°C (Refer to output load derating curve)									
	WORKING HUMIDITY		20% ~ 90% RH non-condensing									
	STORAGE TEMP., HUMIDITY		-25 ~ +105°C, 10 ~ 95% RH									
	TEMP. COEFFICIENT		±0.03% / °C (0 ~ 50°C)									
	VIBRATION		10 ~ 500Hz, 2G 10min./1 cycle, period for 60min. each along X, Y, Z axes									
SAFETY & EMC	WITHSTAND VOLTAGE		I/P-O/P:3KVDC									
	ISOLATION RESISTANCE		I/P-O/P: 100M Ohms / 500VDC / 25°C / 70% RH									
	ISOLATION CAPACITANCE		80pF max.									
	EMI CONDUCTION & RADIATION		Compliance to EN55022 Class B, FCC part 15 Class B									
EMS IMMUNITY		Compliance to EN61000-4-2,3,4,5,6,8, light industry level, criteria A										
OTHERS	MTBF		700khrs min. MIL-HDBK-217F(25°C)									
	DIMENSION		19.6*7.1*10.2mm or 0.77**0.28**0.40" inch (L*W*H)									
	WEIGHT		2.3g									

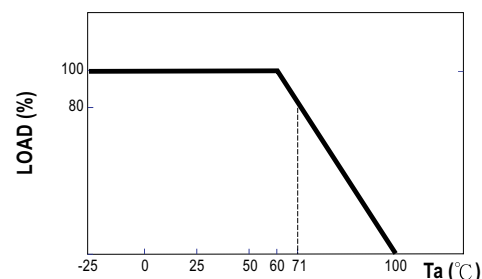
■ Mechanical Specification



■ Pin Configuration

Pin No.	Output
1	+Vin
2	-Vin
5	-Vout
7	+Vout

■ Derating Curve



NOTE

- All parameters are specified at normal input, rated load, 25°C 70% RH ambient.
- Ripple & noise are measured at 20MHz by using a 12" twisted pair terminated with a 0.1uf & 47uf capacitor.
- Line regulation is measured from low line to high line at rated load.
- Load regulation is measured from 10% to 100% rated load.