




## 125W Triple Output Switching Power Supply

## RT-125 series



## ■ Features :

- Protections: Short circuit/Over load/Over voltage
- Cooling by free air convection
- LED indicator for power on
- 100% full load burn-in test
- All using 105°C long life electrolytic capacitors
- Withstand 300VAC surge input for 5 second
- High operating temperature up to 70°C
- Withstand 5G vibration test
- High efficiency, long life and high reliability
- 3 years warranty



## SPECIFICATION

MODEL	RT-125A			RT-125B			RT-125C			RT-125D			
OUTPUT	OUTPUT NUMBER	CH1	CH2	CH3	CH1	CH2	CH3	CH1	CH2	CH3	CH1	CH2	CH3
	DC VOLTAGE	5V	12V	-5V	5V	12V	-12V	5V	15V	-15V	5V	24V	12V
	RATED CURRENT	12A	5.5A	1A	12A	5A	1A	10A	4.5A	1A	8A	3A	2A
	CURRENT RANGE Note.6	2 ~ 15A	0.5 ~ 6A	0.1 ~ 1A	2 ~ 15A	0.5 ~ 6A	0.1 ~ 1A	2 ~ 15A	0.5 ~ 6A	0.1 ~ 1A	2 ~ 15A	0.4 ~ 4A	0.1 ~ 2A
	RATED POWER Note.6	131W			132W			132.5W			136W		
	RIPPLE & NOISE (max.) Note.2	80mVp-p	120mVp-p	80mVp-p	80mVp-p	120mVp-p	120mVp-p	80mVp-p	150mVp-p	150mVp-p	80mVp-p	150mVp-p	120mVp-p
	VOLTAGE ADJ. RANGE	CH1: 4.75 ~ 5.5V			CH1: 4.75 ~ 5.5V			CH1: 4.75 ~ 5.5V			CH1: 4.75 ~ 5.5V		
	VOLTAGE TOLERANCE Note.3	±2.0%	+8,-3%	+6,-10%	±2.0%	+8,-3%	±6.0%	±2.0%	+8,-3%	±6.0%	±2.0%	±5.0%	±6.0%
	LINE REGULATION Note.4	±0.5%	±1.0%	±1.0%	±0.5%	±1.0%	±1.0%	±0.5%	±1.0%	±1.0%	±0.5%	±1.0%	±1.0%
	LOAD REGULATION Note.5	±1.0%	±3.0%	±6.0%	±1.0%	±3.0%	±6.0%	±1.0%	±3.0%	±6.0%	±1.0%	±3.0%	±6.0%
SETUP, RISE TIME	500ms, 20ms/230VAC			1200ms, 30ms/115VAC at full load									
HOLD TIME (Typ.)	36ms/230VAC			30ms/115VAC at full load									
INPUT	VOLTAGE RANGE	88 ~ 132VAC / 176 ~ 264VAC selected by switch						248 ~ 373VDC (Withstand 300VAC surge for 5sec. Without damage)					
	FREQUENCY RANGE	47 ~ 63Hz											
	EFFICIENCY (Typ.)	79%			80%			81%			82%		
	AC CURRENT (Typ.)	3A/115VAC			2A/230VAC								
	INRUSH CURRENT (Typ.)	COLD START 40A/230VAC											
LEAKAGE CURRENT	<2mA / 240VAC												
PROTECTION	OVER LOAD	110 ~ 150% rated output power Protection type : Hiccup mode, recovers automatically after fault condition is removed											
	OVER VOLTAGE	CH1: 5.75 ~ 6.75V Protection type : Hiccup mode, recovers automatically after fault condition is removed											
ENVIRONMENT	WORKING TEMP.	-25 ~ +70°C (Refer to output load derating curve)											
	WORKING HUMIDITY	20 ~ 90% RH non-condensing											
	STORAGE TEMP., HUMIDITY	-40 ~ +85°C, 10 ~ 95% RH											
	TEMP. COEFFICIENT	±0.03%/°C (0 ~ 50°C) on +5V output											
	VIBRATION	10 ~ 500Hz, 5G 10min./1cycle, period for 60min. each along X, Y, Z axes											
SAFETY & EMC (Note 7)	SAFETY STANDARDS	UL60950-1, TUV EN60950-1 Approved											
	WITHSTAND VOLTAGE	I/P-O/P:3KVAC I/P-FG:1.5KVAC O/P-FG:0.5KVAC											
	ISOLATION RESISTANCE	I/P-O/P, I/P-FG, O/P-FG:100M Ohms/500VDC											
	EMI CONDUCTION & RADIATION	Compliance to EN55022 (CISPR22) Class B											
	HARMONIC CURRENT	Compliance to EN61000-3-2,-3											
EMS IMMUNITY	Compliance to EN61000-4-2,3,4,5,6,8,11; ENV50204, EN61000-6-2 (EN50082-2) heavy industry level, criteria A												
OTHERS	MTBF	209.3Khrs min. MIL-HDBK-217F (25°C)											
	DIMENSION	199*98*38mm (L*W*H)											
	PACKING	0.7Kg; 20pcs/14Kg/0.8CUFT											
NOTE	<ol style="list-style-type: none"> <li>All parameters NOT specially mentioned are measured at 230VAC input, rated load and 25°C of ambient temperature.</li> <li>Ripple &amp; noise are measured at 20MHz of bandwidth by using a 12" twisted pair-wire terminated with a 0.1uF &amp; 47uF parallel capacitor.</li> <li>Tolerance : includes set up tolerance, line regulation and load regulation.</li> <li>Line regulation is measured from low line to high line at rated load.</li> <li>Load regulation is measured from 20% to 100% rated load, and other output at 60% rated load.</li> <li>Each output can work within current range. But total output power can't exceed rated output power.</li> <li>The power supply is considered a component which will be installed into a final equipment. The final equipment must be re-confirmed that it still meets EMC directives.</li> <li>Length of set up time is measured at cold first start. Turning ON/OFF the power supply very quickly may lead to increase of the set up time.</li> </ol>												

File Name:RT-125-SPEC 2005-09-13

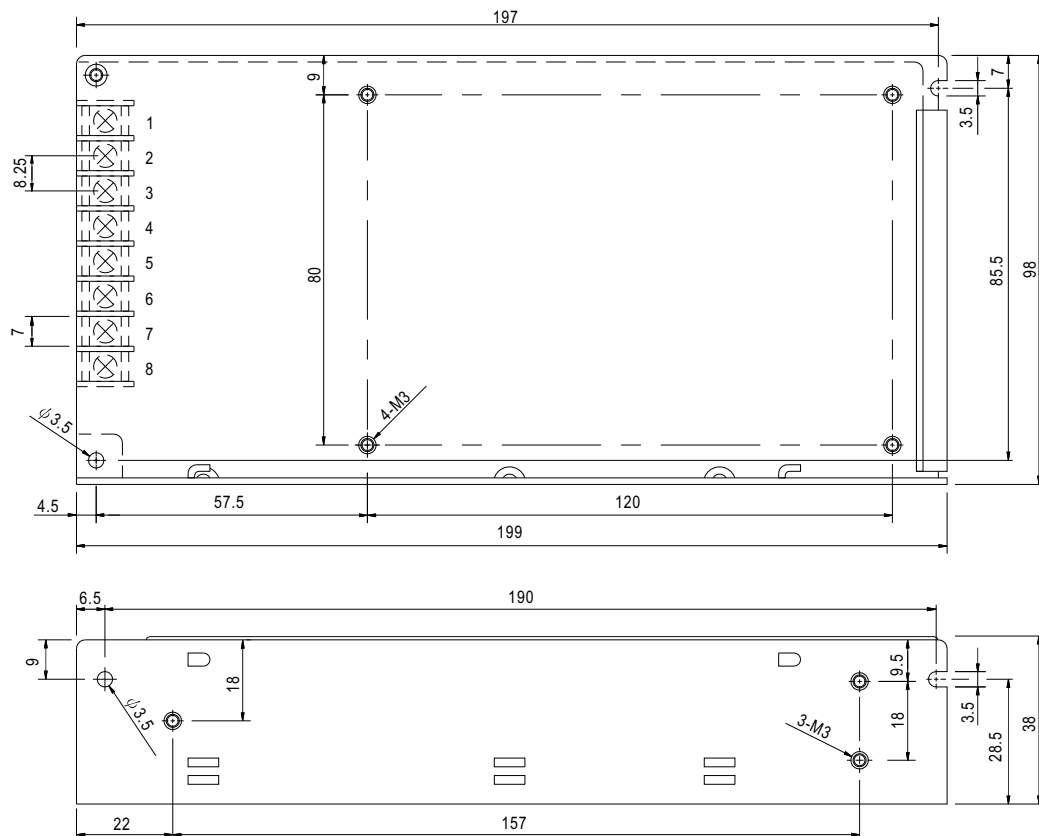


125W Triple Output Switching Power Supply

RT-125 series

■ Mechanical Specification

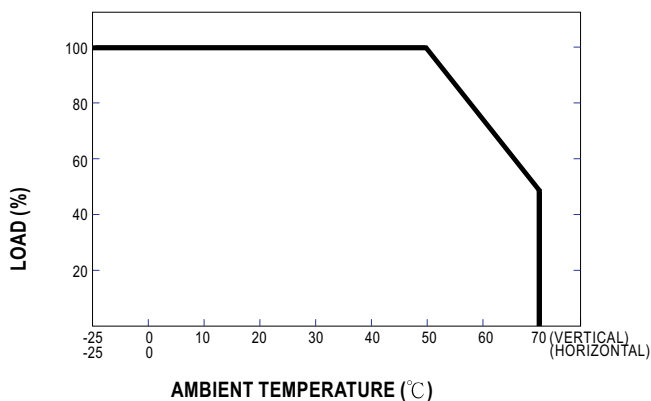
Case No. 902A Unit:mm



Terminal Pin. No Assignment

Pin No.	Assignment	Pin No.	Assignment	Pin No.	Assignment
1	AC/L	4	NC	7	DC OUTPUT COM
2	AC/N	5	DC OUTPUT V3	8	DC OUTPUT +V1
3	FG ≐	6	DC OUTPUT +V2		

■ Derating Curve



■ Static Characteristics

