




15W DC-DC Single Output Switching Power Supply

PSD-15 series



■ Features :

- Protections: Short circuit/Over load /Over voltage/Polarity
- Cooling by free air convection
- 100% full load burn-in test
- Low cost
- High reliability
- 1 year warranty

SPECIFICATION



MODEL		PSD-15A-05	PSD-15B-05	PSD-15C-05	PSD-15A-12	PSD-15B-12	PSD-15C-12	PSD-15A-24	PSD-15B-24	PSD-15C-24
OUTPUT	DC VOLTAGE	5V			12V			24V		
	RATED CURRENT	3A			1.25A			0.6A		
	CURRENT RANGE	0 ~ 3A			0 ~ 1.25A			0 ~ 0.6A		
	RATED POWER	15W			15W			14.4W		
	RIPPLE & NOISE (max.) Note.2	50mVp-p			100mVp-p			100mVp-p		
	VOLTAGE TOLERANCE Note.3	± 2.0%			± 2.0%			± 2.0%		
	LINE REGULATION	± 1.0%			± 1.0%			± 0.5%		
	LOAD REGULATION	± 1.0%			± 1.0%			± 0.5%		
SETUP, RISE, HOLD UP TIME	2.5s, 25ms, ---/12VDC/24VDC/48VDC at full load									
INPUT	VOLTAGE RANGE	A: 9.2 ~ 18VDC (12VDC)			B: 18 ~ 36VDC (24VDC)			C: 36 ~ 72VDC (48VDC)		
	EFFICIENCY(Typ.)	74%	78%	78%	67%	78%	78%	72%	78%	79%
	DC CURRENT(Typ.)	1.9A/12VDC 0.9A/24VDC 0.45A/48VDC								
PROTECTION	OVER LOAD	105% -150% rated output power Protection type : hiccup mode ,recovery automatically after fault condition is removed								
	OVER VOLTAGE	5.75 ~ 6.75V			13.8~ 16.2V			27.6 ~ 32.4V		
ENVIRONMENT	WORKING TEMP.	-10~ +60°C (Refer to output load derating curve), 20 ~ 90% RH non-condensing								
	WORKING HUMIDITY	20 ~ 95% RH non-condensing								
	STORAGE TEMP., HUMIDITY	-20 ~ +85°C, 10 ~ 95% RH								
	TEMP. COEFFICIENT	±0.05%/°C (0 ~ 50°C)								
	VIBRATION	10 ~ 500Hz, 2G 10min./1cycle, Period for 60min.each along X, Y, Z axes								
SAFETY & EMC	WITHSTAND VOLTAGE	I/P-O/P:2KVAC								
	ISOLATION RESISTANCE	I/P-O/P:100M Ohms/500VDC								
	EMI CONDUCTION&RADIATION	Compliance to EN55022(CISPR22) CLASS B								
	EMS IMMUNITY	Compliance to EN61000-4-2, 3, 4, 6, 8 EN55024, EN61000-6-1 Light industry level, criteria A								
OTHERS	MTBF	740.4Khrs min. MIL-HDBK-217F(25°C)								
	DIMENSION	94*49*25mm (L*W*H)								
	PACKING	81mg;120pcs/10.72Kg								
NOTE	<p>1. All parameters NOT specially mentioned are measured at normal input, rated load and 25°C of ambient temperature.</p> <p>2. Ripple & noise are measured at 20 MHz of bandwidth by using a 12inch twisted pair-wire terminated with a 0.1uf & 47uf capacitor.</p> <p>3. Tolerance: includes set up tolerance, line regulation and load regulation.</p>									

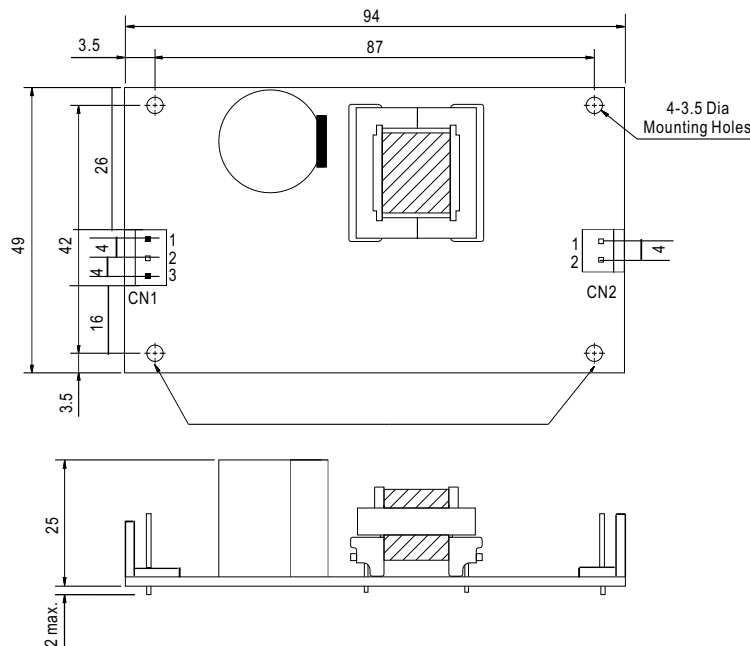


15W DC-DC Single Output Switching Power Supply

PSD-15 series

Mechanical Specification

Unit:mm



DC Input Connector (CN1) : JST B3P-VH or equivalent

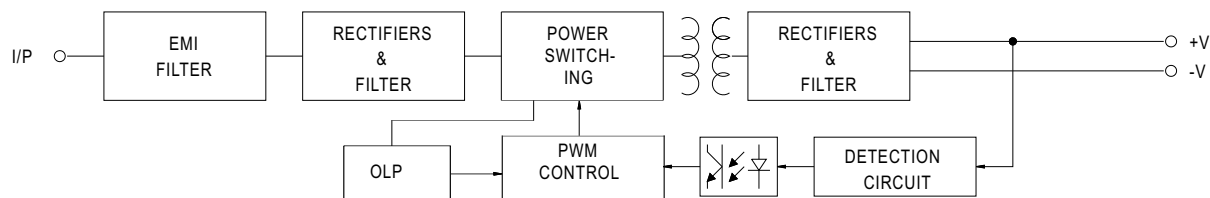
Pin No.	Assignment	Mating Housing	Terminal
1	-V	JST VHR or equivalent	JST SVH-21T-P1.1 or equivalent
2	NC		
3	+V		

DC Output Connector (CN2) : JST B2P-VH or equivalent

Pin No.	Assignment	Mating Housing	Terminal
1	-V	JST VHR or equivalent	JST SVH-21T-P1.1 or equivalent
2	+V		

Block Diagram

fosc : 100KHz



Output Derating

