
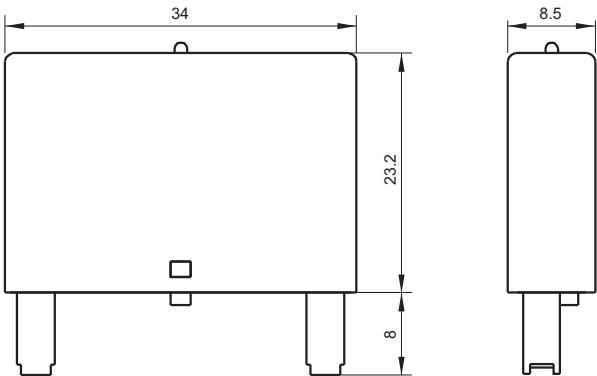


HFFAA to HFFHU

PLUG-IN MODULES



OUTLINE DIMENSIONS



SPECIFICATIONS FOR MODULES

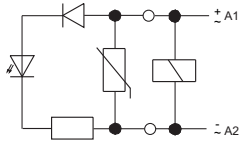
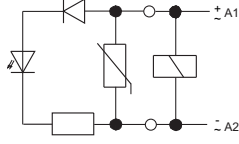
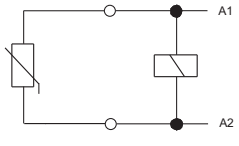
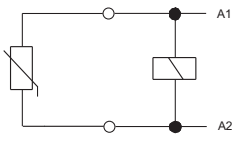
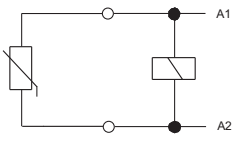
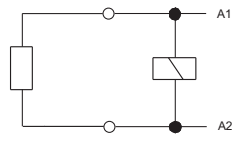
Ordering Code ¹⁾	Circuit Diagram	Voltage	Components	Functions
HFFAA		6VDC to 220VDC	Diode	● With diode to protect the coil and to eliminate the converse current
HFFAB		6VDC to 220VDC	Diode	● With diode to protect the coil and to eliminate the converse current
HFFBC (R) HFFBC (G)		6VDC to 24VDC	Diode LED Resistor	● With diode to protect the coil and to eliminate the converse current ● With LED to show the coil in voltage
HFFBD (R) HFFBD (G)		24VDC to 60VDC	Diode LED Resistor	● With diode to protect the coil and to eliminate the converse current ● With LED to show the coil in voltage
HFFBE (R) HFFBE (G)		110VDC	Diode LED Resistor	● With diode to protect the coil and to eliminate the converse current ● With LED to show the coil in voltage



HONGFA RELAY
ISO9001, ISO/TS16949, ISO14001, OHSAS18001, IECQ QC 080000 CERTIFIED

2013 Rev. 1.00

Ordering Code ¹⁾	Circuit Diagram	Voltage	Components	Functions
HFFCF (R) HFFCF (G)		6VDC to 24VDC	Diode LED Resistor	<ul style="list-style-type: none">● With diode to protect the coil and to eliminate the converse current● With LED to show the coil in voltage
HFFCG (R) HFFCG (G)		24VDC to 60VDC	Diode LED Resistor	<ul style="list-style-type: none">● With diode to protect the coil and to eliminate the converse current● With LED to show the coil in voltage
HFFCH (R) HFFCH (G)		110VDC	Diode LED Resistor	<ul style="list-style-type: none">● With diode to protect the coil and to eliminate the converse current● With LED to show the coil in voltage
HFFDI		6V to 24V AC / DC	Capacitor Resistor	<ul style="list-style-type: none">● With RC to protect the coil and to absorb instant starting surge current
HFFDJ		24V to 60V AC / DC	Capacitor Resistor	<ul style="list-style-type: none">● With RC to protect the coil and to absorb instant starting surge current
HFFDK		110V to 230V AC / DC	Capacitor Resistor	<ul style="list-style-type: none">● With RC to protect the coil and to absorb instant starting surge current
HFFEL (R) HFFEL (G)		6V to 24V AC / DC	Diode LED Resistor	<ul style="list-style-type: none">● With diode to protect the coil and to eliminate the converse current● With LED to show the coil in voltage
HFFEM (R) HFFEM (G)		24V to 60V AC / DC	Diode LED Resistor	<ul style="list-style-type: none">● With diode to protect the coil and to eliminate the converse current● With LED to show the coil in voltage
HFFEN (R) HFFEN (G)		110VAC to 230VAC 110VDC	Diode LED Resistor	<ul style="list-style-type: none">● With diode to protect the coil and to eliminate the converse current● With LED to show the coil in voltage
HFFFO (R) HFFFO (G)		6V to 24V AC / DC	Diode LED Resistor Varistor	<ul style="list-style-type: none">● With diode to protect the coil and to eliminate the converse current● With LED to show the coil in voltage● With varistor in parallel connection to absorb instant starting surge current

Ordering Code ¹⁾	Circuit Diagram	Voltage	Components	Functions
HFFFP (R) HFFFP (G)		24V to 60V AC / DC	Diode LED Resistor Varistor	<ul style="list-style-type: none">● With diode to protect the coil and to eliminate the converse current● With LED to show the coil in voltage● With varistor in parallel connection to absorb instant starting surge current
HFFFQ (R) HFFFQ (G)		110VAC to 230VAC 110VDC	Diode LED Resistor Varistor	<ul style="list-style-type: none">● With diode to protect the coil and to eliminate the converse current● With LED to show the coil in voltage● With varistor in parallel connection to absorb instant starting surge current
HFFGR		24VAC	Varistor	<ul style="list-style-type: none">● With varistor in parallel connection to absorb instant starting surge current
HFFGS		115VAC	Varistor	<ul style="list-style-type: none">● With varistor in parallel connection to absorb instant starting surge current
HFFGT		230VAC	Varistor	<ul style="list-style-type: none">● With varistor in parallel connection to absorb instant starting surge current
HFFHU		110VAC to 230VAC	Resistor	<ul style="list-style-type: none">● With resistor to protect the coil and to spread around current

Notes: 1) When there is LED in the module, please indicate (R) or (G) to show the color of the light, for example HFBC(R) or HFBC (G). (R) means red light while (G) means green light.

Disclaimer

This datasheet is for the customers' reference. All the specifications are subject to change without notice.
We could not evaluate all the performance and all the parameters for every possible application. Thus the user should be in a right position to choose the suitable product for their own application. If there is any query, please contact Hongfa for the technical service. However, it is the user's responsibility to determine which product should be used only.

© Xiamen Hongfa Electroacoustic Co., Ltd. All rights of Hongfa are reserved.