




## 1W DC-DC Unregulated Dual Output Converter

## DET01 series



## ■ Features :

- 3000VDC I/O isolation
- Internal SMD technology
- Protection: Short circuit
- Cooling by free air convection
- Non-conductive plastic case
- SMD package styles
- 100% full load burn-in test
- Low cost / High reliability
- Approved: UL / CUL
- 1 year warranty

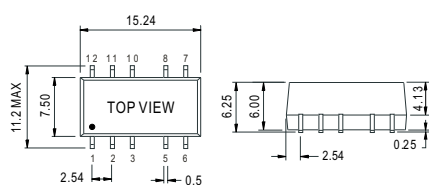
## SPECIFICATION



ORDER NO.	DET01L-05	DET01M-05	DET01L-09	DET01M-09	DET01L-12	DET01M-12	DET01L-15	DET01M-15		
OUTPUT	DC OUTPUT VOLTAGE	±5V		±9V		±12V		±15V		
	OUTPUT CURRENT RANGE	±100mA		±56mA		±42mA		±33mA		
	EFFICIENCY	72%	71%	75%	73%	78%	74%	79%	75%	
	RATED POWER	1W								
	RIPPLE & NOISE (max.) Note.2	100mVp-p								
	LINE REGULATION Note.3	±1.2% for 1% input variation								
	LOAD REGULATION Note.4	±8.0%								
	VOLTAGE TOLERANCE	±8.0%								
SWITCHING FREQUENCY(Typ.)	100KHz									
INPUT	VOLTAGE RANGE	4.5 ~ 5.5V	10.8 ~ 13.2V	4.5 ~ 5.5V	10.8 ~ 13.2V	4.5 ~ 5.5V	10.8 ~ 13.2V	4.5 ~ 5.5V	10.8 ~ 13.2V	
	NORMAL VOLTAGE	5V	12V	5V	12V	5V	12V	5V	12V	
	INPUT CURRENT	Full load	280mA	122mA	280mA	122mA	280mA	122mA	280mA	122mA
		No load	29mA	18mA	29mA	18mA	29mA	18mA	29mA	29mA
PROTECTION	Fuse recommended									
PROTECTION	OVERLOAD	Momentary Protection type : Broken								
	SHORT CIRCUIT	Momentary Protection type : Broken								
ENVIRONMENT	WORKING TEMP.	-40 ~ +85°C (Refer to output load derating curve)								
	WORKING HUMIDITY	20% ~ 90% RH non-condensing								
	STORAGE TEMP., HUMIDITY	-40 ~ +105°C, 10 ~ 95% RH								
	TEMP. COEFFICIENT	±0.03% / °C (0 ~ 50°C)								
VIBRATION	10 ~ 500Hz, 2G 10min./1 cycle, period for 60min. each along X, Y, Z axes									
SAFETY & EMC	SAFETY STANDARDS	UL60950-1, CSA C22.2								
	WITHSTAND VOLTAGE	I/P-O/P:3KVDC								
	ISOLATION RESISTANCE	I/P-O/P: 100M Ohms / 500VDC / 25°C / 70% RH								
OTHERS	MTBF	500khrs min. MIL-HDBK-217F(25°C)								
	DIMENSION	15.24*7.5*6.0mm or 0.60**0.30**0.24" inch (L*W*H)								
	WEIGHT	1.7g								

## ■ Mechanical Specification

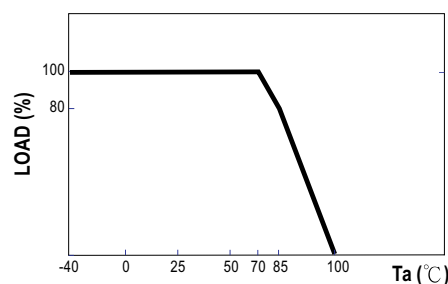
Unit: mm (inch)



## ■ Pin Configuration

Pin No.	Output
1	-Vin
2	+Vin
3	NC
5	COM
6	-Vout
7	NC
8	+Vout
10	NC
11	NC
12	NC

## ■ Derating Curve



## NOTE

1. All parameters are specified at normal input, rated load, 25°C 70% RH. Ambient.
2. Ripple & noise are measured at 20MHz by using a 12" twisted pair terminated with a 0.1uf & 47uf capacitor.
3. Line regulation is measured from low line to high line at rated load.
4. Load regulation is measured from 20% to 100% rated load.