




## 30W Dual Output Switching Power Supply

## D-30 series



## ■ Features :

- AC input range selected by switch
- Protections: Short circuit/Over load
- Cooling by free air convection
- LED indicator for power on
- Fixed switching frequency at 23KHz
- 1 year warranty

## SPECIFICATION

MODEL		D-30A		D-30B	
OUTPUT	DC VOLTAGE	5V	12V	5V	24V
	RATED CURRENT	4A	1A	2.2A	1A
	CURRENT RANGE	0.5 ~ 4A	0.1 ~ 1A	0.5 ~ 4A	0.1 ~ 1A
	RATED POWER	32W		35W	
	RIPPLE & NOISE (max.) Note.2	50mVp-p	100mVp-p	50mVp-p	100mVp-p
	VOLTAGE ADJ. RANGE	CH1 : 4.75 ~ 5.5V		CH1 : 4.75 ~ 5.5V	
	VOLTAGE TOLERANCE Note.3	±2.0%	+ 3,-7%	±2%	+ 3,-5%
	LINE REGULATION	±0.5%	±1.0%	±0.5%	±1.0%
	LOAD REGULATION	±0.5%	±4.0%	±0.5%	±4.0%
SETUP, RISE, HOLD TIME	200ms, 50ms, 30ms at full load				
INPUT	VOLTAGE RANGE	85 ~ 132VAC / 170 ~ 264VAC selected by switch		240 ~ 370VDC	
	FREQUENCY RANGE	47 ~ 63Hz			
	EFFICIENCY(Typ.)	72%		74%	
	AC CURRENT	0.8A/115VAC	0.45A/230VAC		
	INRUSH CURRENT(max.)	COLD START 18A/115VAC	36A/230VAC		
	LEAKAGE CURRENT	<1mA / 240VAC			
PROTECTION	OVER LOAD	105 ~ 150% rated output power			
		Protection type : Fold back current limiting, recovers automatically after fault condition is removed.			
ENVIRONMENT	WORKING TEMP.	-10 ~ +60°C (Refer to output load derating curve)			
	WORKING HUMIDITY	20 ~ 90% RH non-condensing			
	STORAGE TEMP., HUMIDITY	-20 ~ +85°C, 10 ~ 95% RH			
	TEMP. COEFFICIENT	±0.03%/°C (0 ~ 50°C)			
	VIBRATION	10 ~ 500Hz, 2G 10min./1cycle, period for 60min. each along X, Y, Z axes			
SAFETY & EMC	SAFETY STANDARDS	Design refer to UL1012			
	WITHSTAND VOLTAGE	I/P-O/P:1.5KVAC I/P-FG:1.5KVAC O/P-FG:0.5KVAC			
	ISOLATION RESISTANCE	I/P-O/P, I/P-FG, O/P-FG:100M Ohms/500VDC			
	EMI CONDUCTION & RADIATION	Design refer to FCC Part15 J Conduction			
OTHERS	MTBF	417.6K hrs min. MIL-HDBK-217F (25°C)			
	DIMENSION	129*98*38mm (L*W*H)			
	PACKING	0.41Kg; 30pcs/13.4Kg/0.86CUFT			
NOTE	<p>1. All parameters NOT specially mentioned are measured at 230VAC input, rated load and 25°C of ambient temperature.</p> <p>2. Ripple &amp; noise are measured at 20MHz of bandwidth by using a 12" twisted pair-wire terminated with a 0.1uf &amp; 47uf parallel capacitor.</p> <p>3. Tolerance : includes set up tolerance, line regulation and load regulation.</p>				

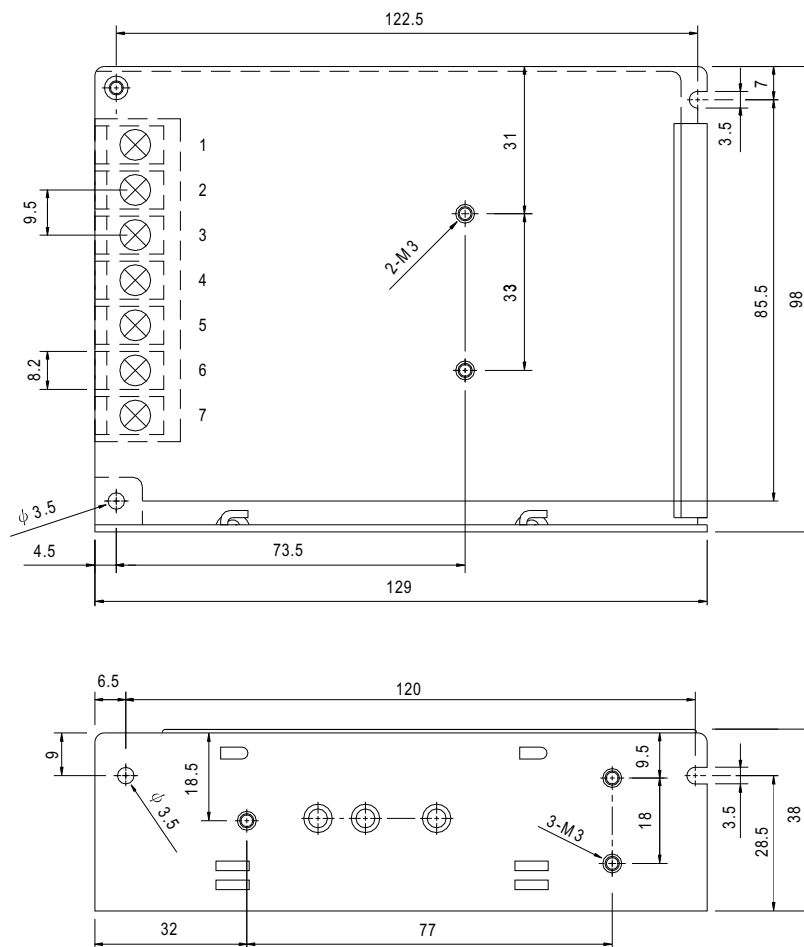


30W Dual Output Switching Power Supply

D-30 series

Mechanical Specification

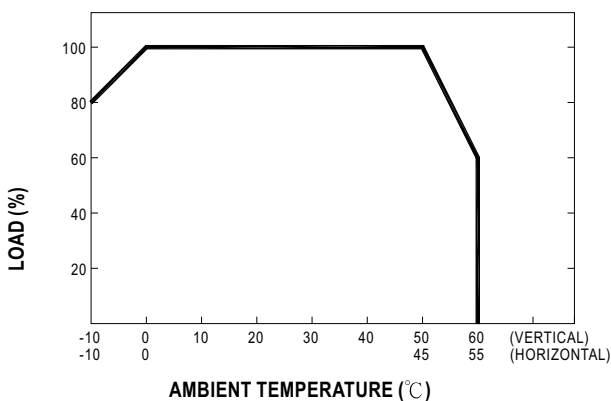
Case No. 903 Unit:mm



Terminal Pin. No Assignment

Pin No.	Assignment	Pin No.	Assignment	Pin No.	Assignment
1	AC/L	4	DC OUTPUT COM	7	DC OUTPUT +V1
2	AC/N	5	DC OUTPUT +V2		
3	FG $\perp$	6	DC OUTPUT COM		

Output Derating



Static Characteristics (B)

