



POSEICO SPA  
POwer SEMiconductors Italian COporation

POSEICO SPA  
Via N. Lorenzi 8, 16152 Genova - ITALY  
Tel. +39 010 6556234 - Fax +39 010 6557519  
Sales Office:  
Tel. +39 010 6556775 - Fax +39 010 6445141

## PHASE CONTROL THYRISTOR

# AT847

Repetitive voltage up to **2800 V**  
Mean on-state current **2980 A**  
Surge current **39 kA**

### FINAL SPECIFICATION

mag 06 - ISSUE : 04

Symbol	Characteristic	Conditions	T <sub>j</sub> [°C]	Value	Unit
<b>BLOCKING</b>					
V <sub>RRM</sub>	Repetitive peak reverse voltage		125	2800	V
V <sub>RSM</sub>	Non-repetitive peak reverse voltage		125	2900	V
V <sub>DRM</sub>	Repetitive peak off-state voltage		125	2800	V
I <sub>RRM</sub>	Repetitive peak reverse current	V=VRRM	125	200	mA
I <sub>DRM</sub>	Repetitive peak off-state current	V=VDRM	125	200	mA
<b>CONDUCTING</b>					
I <sub>T(AV)</sub>	Mean on-state current	180° sin, 50 Hz, Th=55°C, double side cooled		2980	A
I <sub>T(AV)</sub>	Mean on-state current	180° sin, 50 Hz, Tc=85°C, double side cooled		2370	A
I <sub>TSM</sub>	Surge on-state current	sine wave, 10 ms	125	39,2	kA
I <sup>2</sup> t	I <sup>2</sup> t	without reverse voltage		7683 x1E3	A <sup>2</sup> s
V <sub>T</sub>	On-state voltage	On-state current = 2100 A	25	1,22	V
V <sub>T(TO)</sub>	Threshold voltage		125	0,85	V
r <sub>T</sub>	On-state slope resistance		125	0,175	mohm
<b>SWITCHING</b>					
di/dt	Critical rate of rise of on-state current, min.	From 75% VDRM up to 3280 A, gate 10V 5ohm	125	800	A/μs
dv/dt	Critical rate of rise of off-state voltage, min.	Linear ramp up to 70% of VDRM	125	1000	V/μs
td	Gate controlled delay time, typical	VD=100V, gate source 10V, 10 ohm , tr=.5 μs	25	2	μs
tq	Circuit commutated turn-off time, typical	dV/dt = 20 V/μs linear up to 75% VDRM		400	μs
Q <sub>rr</sub>	Reverse recovery charge	di/dt=-20 A/μs, I= 2150 A	125		μC
I <sub>rr</sub>	Peak reverse recovery current	VR= 50 V			A
I <sub>H</sub>	Holding current, typical	VD=5V, gate open circuit	25	500	mA
I <sub>L</sub>	Latching current, typical	VD=12V, tp=30μs	25	1000	mA
<b>GATE</b>					
V <sub>GT</sub>	Gate trigger voltage	VD=12V	25	3,5	V
I <sub>GT</sub>	Gate trigger current	VD=12V	25	400	mA
V <sub>GD</sub>	Non-trigger gate voltage, min.	VD=VDRM	125	0,25	V
V <sub>FGM</sub>	Peak gate voltage (forward)			30	V
I <sub>FGM</sub>	Peak gate current			10	A
V <sub>RGM</sub>	Peak gate voltage (reverse)			10	V
P <sub>GM</sub>	Peak gate power dissipation	Pulse width 100 μs		150	W
P <sub>G</sub>	Average gate power dissipation			10	W
<b>MOUNTING</b>					
R <sub>th(j-h)</sub>	Thermal impedance, DC	Junction to heatsink, double side cooled		11	°C/kW
R <sub>th(c-h)</sub>	Thermal impedance	Case to heatsink, double side cooled		2	°C/kW
T <sub>j</sub>	Operating junction temperature			-30 / 125	°C
F	Mounting force			40.0 / 50.0	kN
	Mass			1700	g
<b>ORDERING INFORMATION : AT847 S 28</b> standard specification <input type="checkbox"/> VDRM&VRRM/100 <input type="checkbox"/>					

# AT847 PHASE CONTROL THYRISTOR

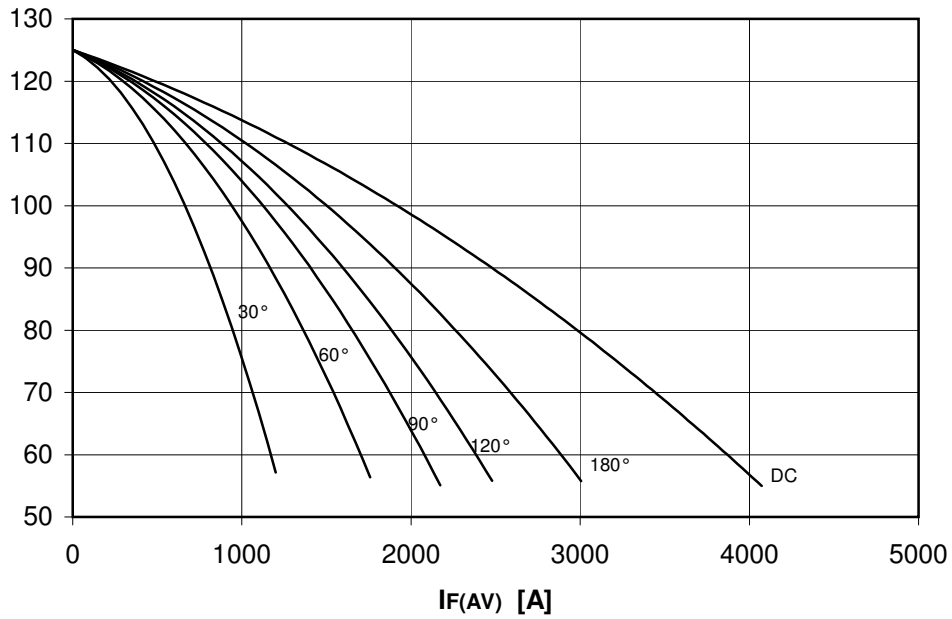


FINAL SPECIFICATION mag 06 - ISSUE : 04

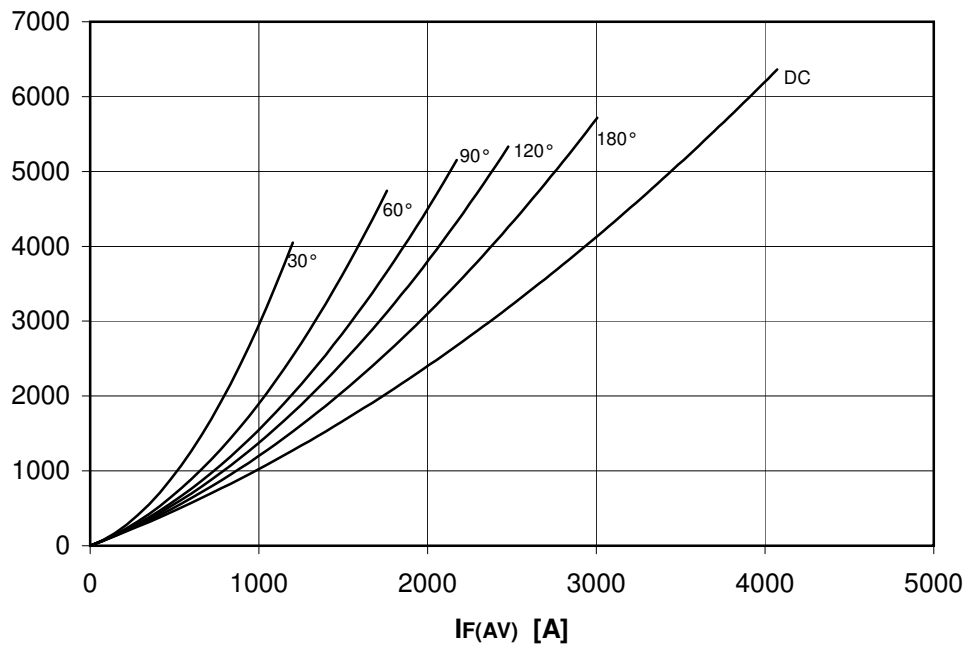
## DISSIPATION CHARACTERISTICS

### SQUARE WAVE

Th [°C]



PF(AV) [W]



# AT847 PHASE CONTROL THYRISTOR

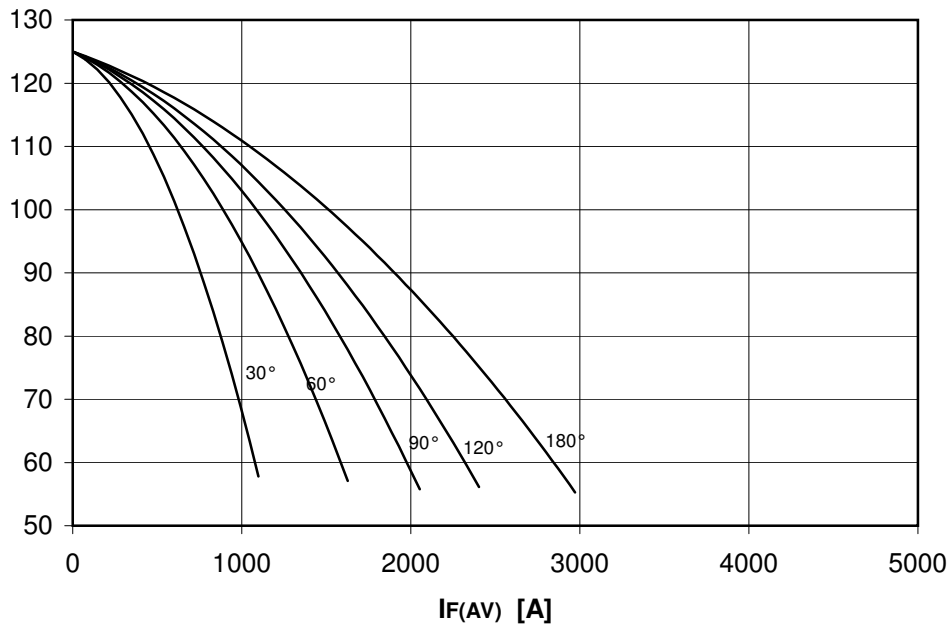


FINAL SPECIFICATION mag 06 - ISSUE : 04

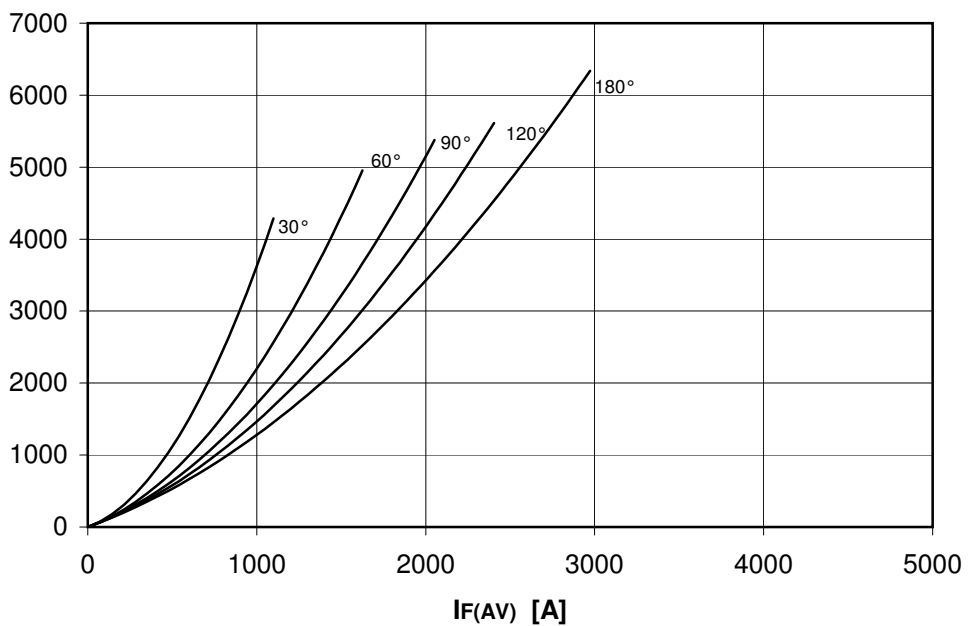
## DISSIPATION CHARACTERISTICS

SINE WAVE

**Th [°C]**



**PF(AV) [W]**

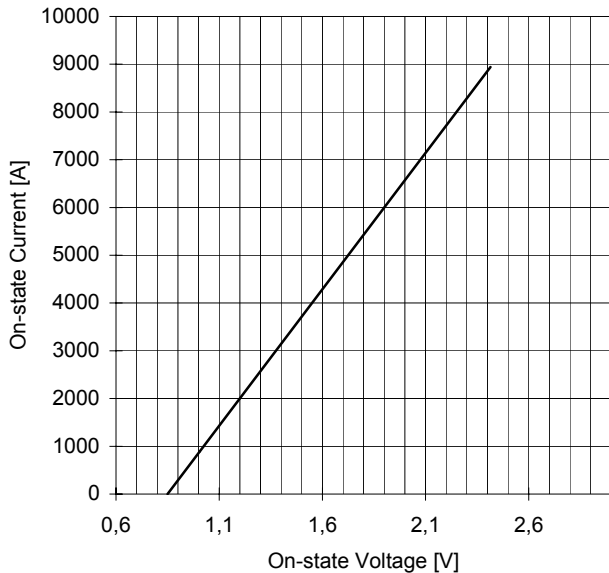


# AT847 PHASE CONTROL THYRISTOR

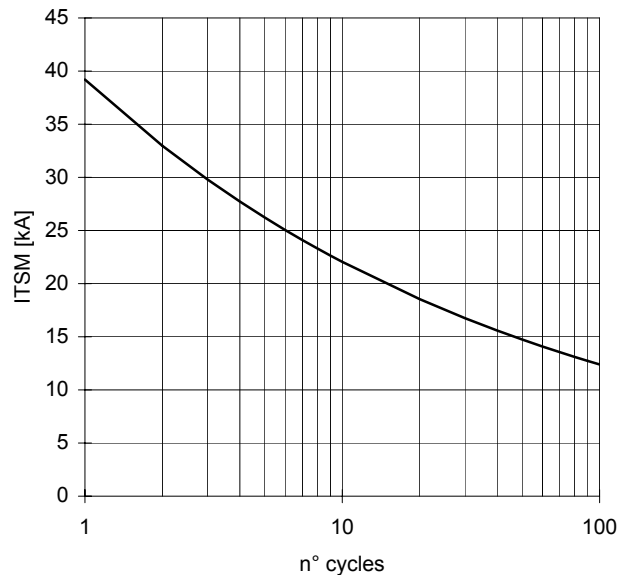


FINAL SPECIFICATION mag 06 - ISSUE : 04

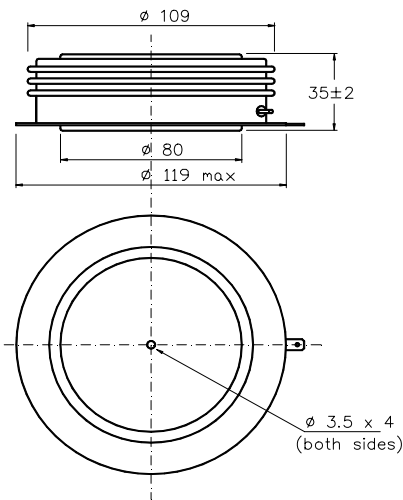
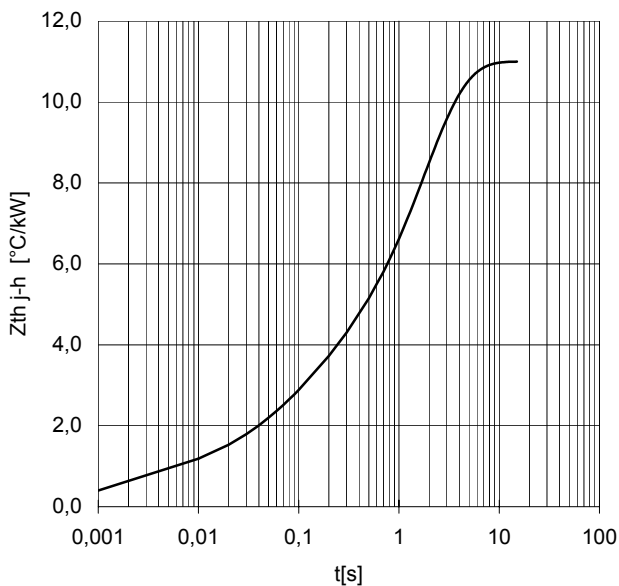
ON-STATE CHARACTERISTIC  
T<sub>j</sub> = 125 °C



SURGE CHARACTERISTIC  
T<sub>j</sub> = 125 °C



TRANSIENT THERMAL IMPEDANCE  
DOUBLE SIDE COOLED



Dimensions  
in mm



Cathode terminal type DIN 46244 - A 4.8 - 0.8

Gate terminal type AMP 60598 - 1

All the characteristics given in this data sheet are guaranteed only with uniform clamping force, cleaned and lubricated heatsink, surfaces with flatness < .03 mm and roughness < 2 μm.

In the interest of product improvement POSEICO SpA reserves the right to change any data given in this data sheet at any time without previous notice.

If not stated otherwise the maximum value of ratings (symbols over shaded background) and characteristics is reported.

Distributed by

