

41F Sockets

RELAY SOCKETS


CE

cULus

File No.: E253370

VDE

File No.: 40020043



Features


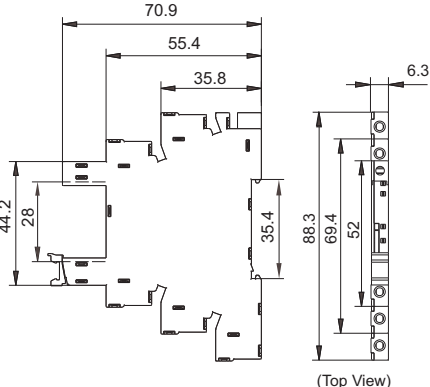
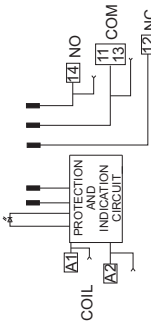
- The dielectric strength can reach 5000VAC and the insulation resistance is 1000MΩ
- With finger protection device
- Ensure secure rention and easy ejection of relays
- Built-in protection circuit can indicate the power status, protect the circuit and expand the range of relay input voltage
- Components available: marker, jumper and separator
- Applicable relay types: HF41F
- Environmental friendly product (RoHS compliant)

CHARACTERISTICS

Type	Nominal Voltage	Nominal Current	Ambient Temperature	Input Voltage	Relay's Applicable Rated Voltage	Polarity of Input Voltage	Screw Torque	Wire Strip Length
41F-1Z-C2-1	250VAC	6A	-40 °C to 70 °C	(12 to 24)V AC/DC	(12 to 24)V DC	No requirement	0.5N · m	7mm
41F-1Z-C2-2	250VAC	6A	-40 °C to 70 °C	(48 to 60)V AC/DC	(48 to 60)V DC	No requirement	0.5N · m	7mm
41F-1Z-C2-3	250VAC	6A	-40 °C to 55 °C	(110 to 125)V AC/DC	60V DC	No requirement	0.5N · m	7mm
41F-1Z-C2-4	250VAC	6A	-40 °C to 55 °C	(220 to 240)V AC/DC	60V DC	No requirement	0.5N · m	7mm
41F-1Z-C2-5	250VAC	6A	-40 °C to 70 °C	(6 to 24)V DC	(6 to 24)V DC	Requirement	0.5N · m	7mm
41F-1Z-C4-1	250VAC	6A	-40 °C to 70 °C	(12 to 24)V AC/DC	(12 to 24)V DC	No requirement	-	7mm
41F-1Z-C4-2	250VAC	6A	-40 °C to 70 °C	(48 to 60)V AC/DC	(48 to 60)V DC	No requirement	-	7mm
41F-1Z-C4-3	250VAC	6A	-40 °C to 55 °C	(110 to 125)V AC/DC	60V DC	No requirement	-	7mm
41F-1Z-C4-4	250VAC	6A	-40 °C to 55 °C	(220 to 240)V AC/DC	60V DC	No requirement	-	7mm
41F-1Z-C4-5	250VAC	6A	-40 °C to 70 °C	(6 to 24)V DC	(6 to 24)V DC	Requirement	-	7mm

OUTLINE DIMENSIONS, WIRING DIAGRAM AND PC BOARD LAYOUT

Unit: mm


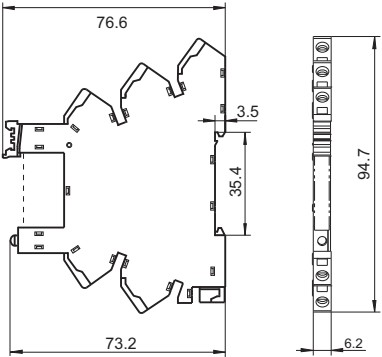
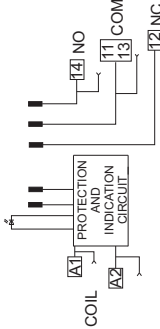
Socket	Outline Dimensions	Wiring Diagram	Components Available
<div>41F-1Z-C2-1/2/3/4/5</div> <div></div> <div>Screw terminal, DIN rail mounting, With finger protection device Certified by VDE and UL/CUL</div>	<div></div> <div>(Top View)</div>	<div></div>	<div>marker 41F-M 41F-M1</div> <div>jumper 41F-J1(blue) 41F-J1R(red) 41F-J1B(black)</div> <div>separator 41F-S</div>

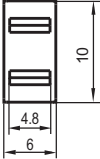
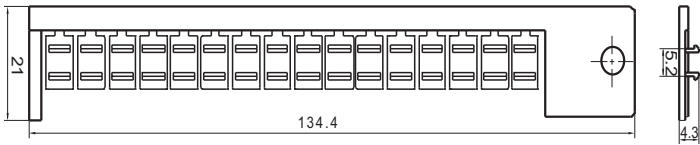
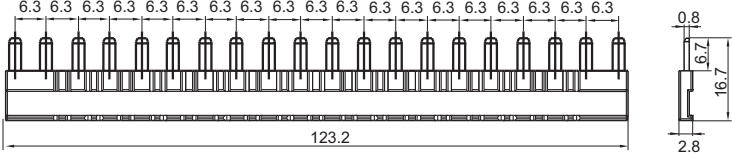
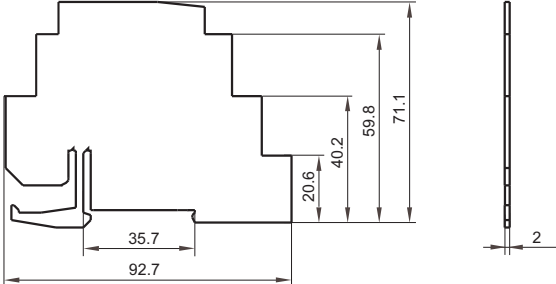


HONGFA RELAY

ISO9001, ISO/TS16949 , ISO14001, OHSAS18001, IECQ QC 080000 CERTIFIED

2013 Rev. 1.00

OUTLINE DIMENSIONS, WIRING DIAGRAM AND PC BOARD LAYOUT				Unit: mm
Socket	Outline Dimensions	Wiring Diagram	Components Available	
<div>41F-1Z-C4-1/2/3/4/5</div> <div></div> <div>Spring-loaded terminal, DIN rail mounting, With finger protection device</div>	<div></div>	<div></div>	<div>marker 41F-M</div> <div>41F-M1</div> <div>jumper 41F-J1(blue)</div> <div>41F-J1R(red)</div> <div>41F-J1B(black)</div> <div>separator 41F-S</div>	

DIMENSION OF RELATED COMPONENT (AVAILABLE)		Unit: mm
Marker	<div><div>41F-M</div><div></div></div> <div><div>41F-M1</div><div></div></div>	
Jumper	<div>41F-J1(blue)、41F-J1R(red)、41F-J1B(black)</div> <div></div>	
Separator	<div>41F-S</div> <div></div>	

Things to be noticed when selecting sockets:

1. Please choose suitable relay socket according to the actual mounting environment, relay contact poles and terminal layout. If there is any query on selection, please contact Hongfa for the technical service.
2. As for related components, they should be selected separately. Please do give clear indication of the types of relay sockets and related components you choose while placing order.

Disclaimer

This datasheet is for the customers' reference. All the specifications are subject to change without notice.

We could not evaluate all the performance and all the parameters for every possible application. Thus the user should be in a right position to choose the suitable product for their own application. If there is any query, please contact Hongfa for the technical service. However, it is the user's responsibility to determine which product should be used only.

© Xiamen Hongfa Electroacoustic Co., Ltd. All rights of Hongfa are reserved.