

**HF9525****1 CUBIC 3 FORM C HERMETICALLY SEALED RELAY****Features**

- Force balanced
- 25A contacts switching capability
- Failure rate can be level L
- High ambient applicability
- All metal welded construction
- Hermetically welded and marked by laser

**AMBIENT ADAPTABILITY**

Ambient grade	I	II	III
Ambient temperature	-55 °C to 85 °C	-55 °C to 85 °C	-65 °C to 125 °C
Humidity	98%, 40 °C		
Low air pressure	58.53 kPa	4.39 kPa	4.39 kPa
Sine vibration	Frequency	10 Hz to 1000 Hz	10 Hz to 3000 Hz
	Acceleration	147 m/s <sup>2</sup>	196 m/s <sup>2</sup>
Shock resistance	490 m/s <sup>2</sup>	980 m/s <sup>2</sup>	1960 m/s <sup>2</sup>
Random vibration	10 (m/s <sup>2</sup> ) <sup>2</sup> /Hz	20 (m/s <sup>2</sup> ) <sup>2</sup> /Hz	40 (m/s <sup>2</sup> ) <sup>2</sup> /Hz
Steady-state acceleration	147 m/s <sup>2</sup>	294 m/s <sup>2</sup>	490 m/s <sup>2</sup>

**CONTACT DATA**

Ambient grade	I	II	III
Arrangement	3 C		
Contact resistance or voltage drop	Initial max.	0.2V	0.15V
	After life max.	0.25V	0.175V
Failure level	Level L		

**Contact ratings**

Type	Contact load		Electrical life min.
	28Vd.c.	115/200Va.c. 400Hz Three phase	
Resistive	25A	25A	5 x 10 <sup>4</sup> OPS
Inductive	12A		1 x 10 <sup>4</sup> OPS
Inductive		15A	2 x 10 <sup>4</sup> OPS
Motor	10A		5 x 10 <sup>4</sup> OPS
Lamp load	5A		5 x 10 <sup>4</sup> OPS



HONGFA HERMETICALLY SEALED RELAY

## SPECIFICATION

Ambient grade		I	II	III
Insulation resistance min.	Initial	100 MΩ (@ 500 Vd.c.)	100 MΩ (@ 500 Vd.c.)	100 MΩ (@ 500 Vd.c.)
	After life or after testing	50 MΩ (@ 500 Vd.c.)	50 MΩ (@ 500 Vd.c.)	50 MΩ (@ 500 Vd.c.)
Dielectric strength min. (Normal condition)	Between coil & cover	1000 Vr.m.s.	1000 Vr.m.s.	1000 Vr.m.s.
	Between other insulation parts (initial)	1250 Vr.m.s.	1250 Vr.m.s.	1250 Vr.m.s.
	Between other insulation parts (after life testing)	1000 Vr.m.s.	1000 Vr.m.s.	1000 Vr.m.s.
Dielectric strength min. (Low air pressure condition)		250 Vr.m.s.	250 Vr.m.s.	250 Vr.m.s.
Leakage rate max.		1 Pa·cm <sup>3</sup> /s	1 x 10 <sup>-1</sup> Pa·cm <sup>3</sup> /s	1 x 10 <sup>-3</sup> Pa·cm <sup>3</sup> /s
Operate time max.		15 ms		
Release time max.		15 ms		
Mounting style		See the mounting dimension		
Terminals		See the terminal styles		
Work position		Random		
Weight max.		85 g		

## COIL DATA

Norminal coil power	Approx. 3 W
---------------------	-------------

### Coil Version

Order Number	Coil voltage		at 25 °C				-65°C to 125°C			Pick-up voltage max.	
	Nominal voltage	Value max.	Coil resistance (Ω) min.	Pick-up voltage max.	Hold voltage max.	Drop-out voltage min.	Pick-up voltage max.	Hold voltage max.	Drop-out voltage min.	High temp. test	Continuous electric test
028	28	29	260	15.5	5.5	2.3	20.0	7.0	1.5	21.0	25.0

**Notes:** We can offer many kinds of coil voltage under the requirement of users.

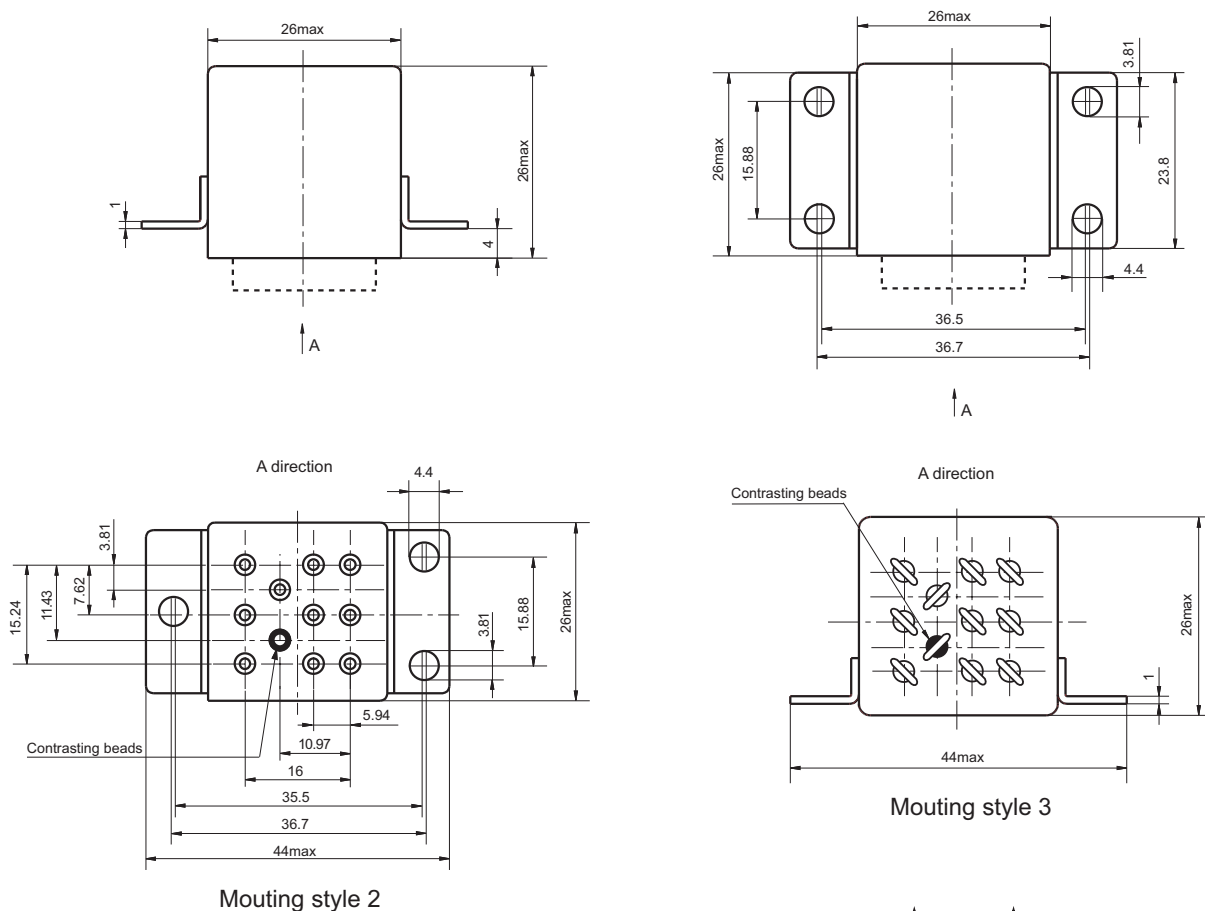
## ORDERING INFORMATION

Type	HF9525	-028	L	-2	2	- II
Order Number	028					
Failure Rate	L (level III products available)					
Mounting Style	2, 3 (See the mounting dimension)					
Terminals Style	2, 4 (See " Terminal styles " below)					
Ambient Grade	I : level I II : level II Nil: level III (With failure rate requirement)					

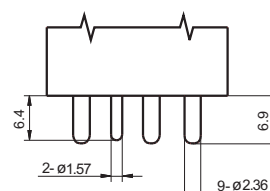
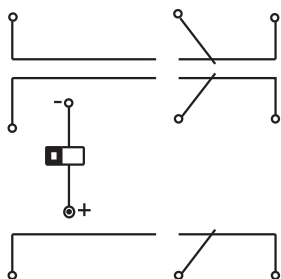
**OUTLINE DIMENSIONS AND WIRING DIAGRAM**

Unit:mm

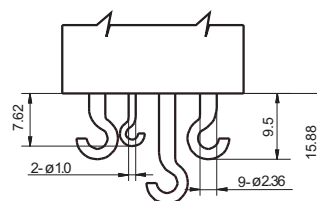
Outline Dimension



**Wiring Diagram**  
(Bottom View)



Terminal style 2  
(Solder pin)



Terminal style 4  
(Solder hook)

**Disclaimer**

This datasheet is for the customers' reference. All the specifications are subject to change without notice.

© Xiamen Hongfa Electroacoustic Co., Ltd. All rights of Hongfa are reserved.