

HF9517**1 CUBIC INCH 4 FORM C HERMETICALLY SEALED RELAY****Features**

- Force balanced type
- With coil transient suppression
- 10A contacts switching capability
- Failure rate can be level L
- High ambient applicability
- All metal welded construction
- Hermetically welded and marked by laser

AMBIENT ADAPTABILITY

Ambient grade	I	II	III
Ambient temperature	-55 °C to 85 °C	-55 °C to 85 °C	-65 °C to 125 °C
Humidity	98%, 40 °C		
Low air pressure	58.53 kPa	58.53 kPa	4.4 kPa
Sine vibration	Frequency	10 Hz to 1000 Hz	10 Hz to 3000 Hz
	Acceleration	147 m/s ²	196 m/s ²
Shock resistance	490 m/s ²	980 m/s ²	1960 m/s ²
Random vibration	10 (m/s ²) ² /Hz	20 (m/s ²) ² /Hz	40 (m/s ²) ² /Hz
Steady-state acceleration	147 m/s ²	294 m/s ²	490 m/s ²

CONTACT DATA

Ambient grade	I	II	III
Arrangement	4 C		
Contact resistance or voltage drop	Initial max.	0.015Ω	0.01Ω
	After life max.	0.15V	0.125V
Failure level	Level L		

Contact and life ratings

Type	Contact load			Electrical life min.
	28Vd.c.	115Va.c. 400Hz Single phase	115/200Va.c. 400Hz Three phase	
Resistive	10 A	10 A	10 A	1 x 10 ⁵ OPS
Inductive	8 A	8 A	8 A	2 x 10 ⁴ OPS
Motor	4 A			1 x 10 ⁵ OPS
Lamp load	2 A			1 x 10 ⁵ OPS



HONGFA HERMETICALLY SEALED RELAY

SPECIFICATION

Ambient grade		I	II	III
Insulation resistance min.	Initial	100 MΩ (@ 500 Vd.c.)	100 MΩ (@ 500 Vd.c.)	100 MΩ (@ 500 Vd.c.)
	After life or after testing	50 MΩ (@ 500 Vd.c.)	50 MΩ (@ 500 Vd.c.)	50 MΩ (@ 500 Vd.c.)
Dielectric strength min. (Normal condition)	Between coil & cover	1000 Vr.m.s.	1000 Vr.m.s.	1000 Vr.m.s.
	Between other insulation parts (initial)	1250 Vr.m.s.	1250 Vr.m.s.	1250 Vr.m.s.
	Between other insulation parts (after life testing)	1000 Vr.m.s.	1000 Vr.m.s.	1000 Vr.m.s.
Dielectric strength min. (Low air pressure condition)		350 Vr.m.s.	350 Vr.m.s.	350 Vr.m.s.
Leakage rate max.		1 Pa·cm ³ /s	1 x 10 ⁻¹ Pa·cm ³ /s	1 x 10 ⁻³ Pa·cm ³ /s
Operate time max.		15 ms		
Release time max.		15 ms		
Mounting style		See the mounting dimension		
Terminals		See the terminal styles		
Work position		Random		
Weight max.		80 g		

COIL DATA

Norminal coil power	Approx. 2.7W
---------------------	--------------

Coil Version

Order Number	Coil voltage		at 25 °C				-65°C to 125°C			Pick-up voltage max.	
	Nominal voltage	Value max.	Coil resistance (Ω) min.	Pick-up voltage max.	Hold voltage max.	Drop-out voltage min.	Pick-up voltage max.	Hold voltage max.	Drop-out voltage min.	High temp. test	Continuous electric test
006	6	7.3	18	3.2	1.6	0.4	4.5	2.3	0.25	5.0	5.7
012	12	14.5	70	6.5	3.3	0.75	9.0	4.5	0.5	9.9	11.25
028	28	29.0	290	15.5	5.5	2.3	20.0	7.0	1.5	21.0	25.0

Notes: We can offer many kinds of coil voltage under the requirement of users.

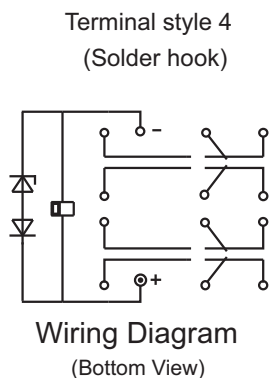
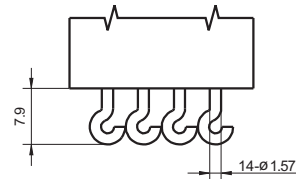
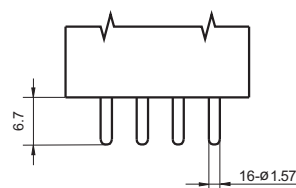
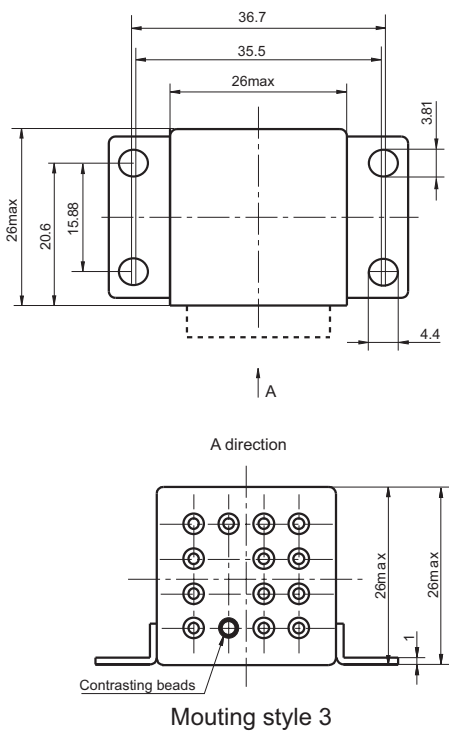
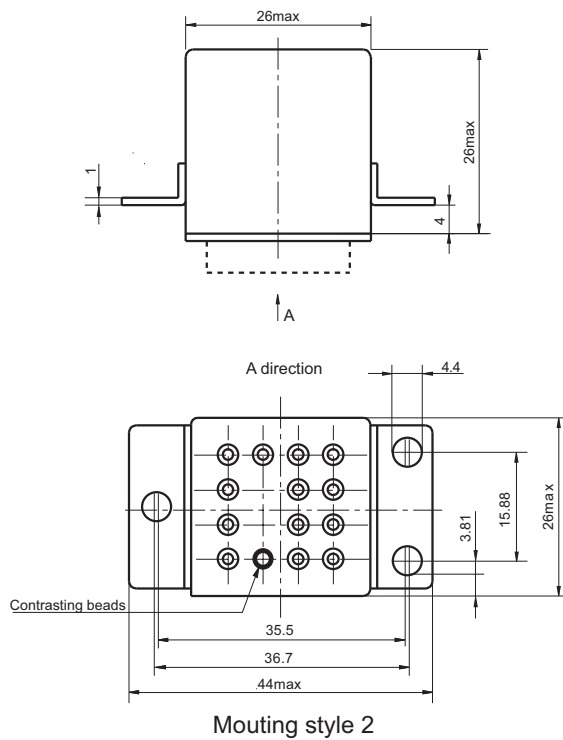
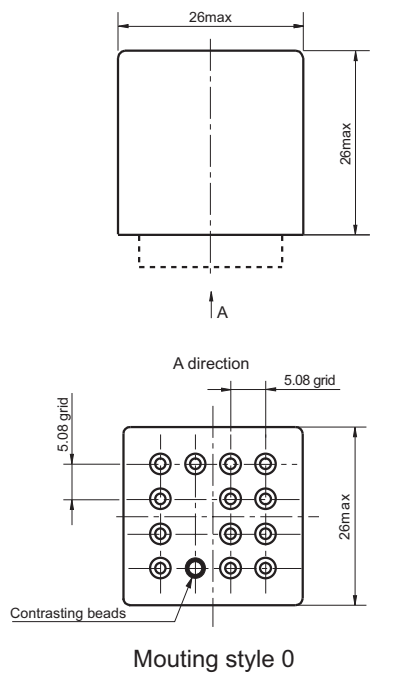
ORDERING INFORMATION

Type	HF9517	-028	L	-0	2	- II
Order Number	006、012、028					
Failure Rate	L (level III products available)					
Mounting Style	0, 2, 3 (See the mounting dimension)					
Terminals Style	2, 4 (See " Terminal styles " below)					
Ambient Grade	I : level I II : level II Nil: level III (With failure rate requirement)					

OUTLINE DIMENSIONS AND WIRING DIAGRAM

Unit:mm

Outline Dimension



Disclaimer

This datasheet is for the customers' reference. All the specifications are subject to change without notice.

© Xiamen Hongfa Electroacoustic Co., Ltd. All rights of Hongfa are reserved.